

actions or redox processes should be possible. The properties of the metal complex, quencher, and substrate should be widely tunable to achieve reagents of varying strength, solubility, and selectivity; the possibilities here are indicated by the rather pronounced differences in redox potential, solubility, and reactivity observed between **1** and **2** by a rather small modification of the ligand. Experiments are underway to determine the scope and products formed with other substrates and solvents.

Acknowledgment. This work was supported in part by a grant from the National Science Foundation (CHE76-01074). D. G. Whitten is grateful for an award by the photochemistry group of the foundation "Electricite de France" which made possible the collaboration between the two laboratories. We thank Professors T. J. Meyer and J. R. Bolton for helpful discussions and P. Maillard and J. Mercer-Smith for samples of nitrosodurene and metalloporphyrins.

References and Notes

- (1) R. Ballardini, G. Varani, F. Scandola, and V. Balzani, *J. Am. Chem. Soc.*, **98**, 7432 (1976); V. Balzani, L. Moggi, M. F. Manfrin, F. Bolletta, and M. Gleria, *Science*, **199**, 852 (1975).
- (2) C. R. Bock, T. J. Meyer, and D. G. Whitten, *J. Am. Chem. Soc.*, **96**, 4710 (1974); **97**, 2909 (1975).
- (3) C. Creutz and N. Sutin, *Inorg. Chem.*, **15**, 496 (1976); N. Sutin and C. Creutz, *Adv. Chem. Ser.*, **168**, 1 (1978).
- (4) R. C. Young, T. J. Meyer, and D. G. Whitten, *J. Am. Chem. Soc.*, **98**, 286 (1976).
- (5) C. T. Lin and N. Sutin, *J. Phys. Chem.*, **80**, 97 (1976).
- (6) P. J. DeLaive, J. T. Lee, H. W. Sprintschnik, H. Abruna, T. J. Meyer, and D. G. Whitten, *J. Am. Chem. Soc.*, **99**, 7094 (1977); *Adv. Chem. Ser.*, in press.
- (7) C. S. Johnson, Jr., and H. S. Gutowsky, *J. Chem. Phys.*, **39**, 58 (1963).
- (8) E. M. Kosower and J. L. Cotter, *J. Am. Chem. Soc.*, **86**, 5524 (1964).
- (9) The reaction with water is relatively inefficient and concentration dependent; thus no ESR signal is observed from dry acetonitrile, but a signal is observed upon addition of water reaching a maximum value at ~8% and decreasing upon further addition.
- (10) N. L. Weinberg, Ed., "Techniques of Electroorganic Synthesis, Part II", Wiley, New York, 1975, p 567.
- (11) H. Lund and P. Iverson, *Org. Electrochem.*, 210 (1973).
- (12) None of the substrates used here except triethylamine quench excited states of **1** and **2**.
- (13) R. F. Dapso and C. K. Mann, *Anal. Chem.*, **36**, 677 (1963).
- (14) C. P. Russell, *Anal. Chem.*, **35**, 1291 (1963).
- (15) C. K. Mann and K. K. Barnes, "Electrochemical Reactions in Nonaqueous Systems", Marcel Dekker, New York, 1970, p 268.
- (16) P. J. DeLaive, unpublished results. In these studies (at low light intensity) there is no evidence of dimer formation from either solvent-derived radicals. Related Michael-type additions of free radicals to enones have been found to proceed in high yields in reactions which have synthetic utility.¹⁷⁻¹⁹
- (17) D. R. Hicks, R. C. Anderson, and B. Fraser-Reid, *Synth. Commun.*, **6**, 417 (1976).
- (18) B. Fraser-Reid et al., *Tetrahedron Lett.*, 297 (1975); *J. Chem. Soc., Chem. Commun.*, 319 (1974), and 1286 (1972).
- (19) G. L. Bundy, *Tetrahedron Lett.*, 1957 (1975).
- (20) S. Markiewicz, M. S. Chang, R. H. Sparks, C. A. Evans, and J. R. Bolton, *Int. Conf. Photochem. Conversion Storage Solar Energy, 1976*, Abstract E-7 (1976).
- (21) B. V. Karyakin, T. S. Dzhabiev, and A. E. Shilov, *Dokl. Akad. Nauk SSSR*, **233**, 620 (1977).
- (22) K. Takuma, M. Tajjwara, and T. Matsuo, *Chem. Lett.*, 1199 (1977).
- (23) R. C. Young, T. J. Meyer, and D. G. Whitten, *J. Am. Chem. Soc.*, **97**, 4781 (1975).
- (24) W. H. Richardson, "Oxidation in Organic Chemistry, Part A", K. B. Wiberg, Ed., Academic Press, New York, 1965, p 244.

Patricia J. DeLaive, Charles Giannotti,* David G. Whitten*

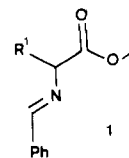
Department of Chemistry, University of North Carolina
Chapel Hill, North Carolina 27514, and
Institut de Chimie des Substances Naturelles, C.N.R.S.
91190 Gif-sur-Yvette, France
Received December 5, 1977

Deracemization by Enantioselective Protonation. A New Method for the Enantiomeric Enrichment of α -Amino Acids

Sir:

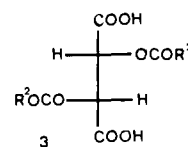
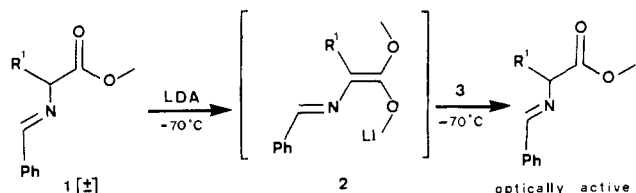
Optically active α -amino acids are generally obtained by separation of peptide hydrolysates, resolution of synthetic

racemates, asymmetric synthesis,¹ or, less frequently, by spontaneous crystallization of one chiral form with an optically active acid.² We report a new method for the enantiomeric enrichment of α -amino acids, based on the principle of deracemization by enantioselective protonation, a technique essentially applied to carbonyl compounds.³ The protonation of enolates **2** of racemic Schiff base esters **1** by an optically active acid **3** gives the optically active Schiff base **1** with enantiomeric ratio as high as 81:19 (62% ee).



1a, R¹ = Ph
b, R¹ = PhCH₂
c, R¹ = 3-indolylmethyl
d, R¹ = *i*-Pr

The Schiff base methyl esters **1** are readily available in two steps from the corresponding α -amino acids in almost quantitative yields.⁴ They are converted by lithium diisopropylamide to the corresponding anions **2**, according to reported procedure.⁵ We have treated anions **2** by various (2*R*,3*R*)-diacyltartaric acids **3**; the products of the reaction are optically active Schiff base esters **1** (Table I). Hydrolysis of the Schiff base esters **1** to the corresponding amino ester or amino acid can easily be effected without racemization and with good yields.⁵ The acids **3** can easily be retrieved after protonation with an excellent yield and with conservation of enantiomeric purity.



3a, R² = *t*-Bu
b, R² = *t*-BuCH₂
c, R² = *t*-Bu(CH₂)₂
d, R² = Ph
e, R² = PhCH₂
3f, R² = Ph(CH₂)₂
g, R² = (CH₃)₂CBr
h, R² = cyclohexyl
i, R² = β -styryl
j, R² = 1-adamantyl

In a typical experiment, 0.885 g of (\pm)-methyl *N*-benzylidenphenylglycinate (**1a**, 3.5 mmol) in 6 mL of dry tetrahydrofuran was added under nitrogen at -70°C to lithium diisopropylamide (5 mmol) prepared from 3.12 mL of a solution of *n*-butyllithium (1.6 M in hexane (5 mmol)) and 0.5 g of diisopropylamine (5 mmol) in 15 mL of dry tetrahydrofuran. After 5 min, protonation was carried out at -70°C by addition of a solution of 3.18 g of dipivaloyltartaric acid (**3a**, 10 mmol) ($[\alpha]^{25}_{\text{D}} -24.1^\circ$ (*c* 2, dioxane)) in 10 mL of dry tetrahydrofuran. The reaction was continued at -70°C during a period of 15 min. The homogeneous reaction mixture was allowed to warm to room temperature; the solution was washed once with 10% aqueous sodium bicarbonate and with water. A usual workup gave the crude product, which was recrystallized in hexane (85% yield, $[\alpha]^{25}_{\text{D}} -41.9^\circ$ (CHCl₃), *S* configuration). The diacyltartaric acid **3a** was obtained from the aqueous layer

Table I. Enantioselective Protonation of Enolates **2** of Schiff Base Methyl Esters **1** by Diacyltartaric Acids **3**

racemic Schiff base	acid	active Schiff base		
		obsd $[\alpha]^{25}_D,^a$ deg, in CHCl_3 (c)	enantiomeric ratio S:R	chemical yield, ^e %
1a	3a	-41.9 (3.3)	79:21 ^{b,c}	85
	3b	-13.6 (3.4)	59:41	84
	3c	-28.2 (3.3)	70:30	82
	3d	-10.3 (3)	57:43	80
	3e	-6.95 (2.4)	55:45	81
	3f	-5.36 (3)	54:46	83
	3g	-28.96 (3.3)	70:30	85
	3h	-30.1 (2)	71:29	85
	3i	-21.1 (3.3)	65:35	86
	3j	-44.7 (1.5)	81:19	79
	1b	3a	-66.15 (2.4)	63:37
3b		-19.6 (3.1)	54:46	64
3c		-43.36 (4)	59:41	65
3d		-82.06 (4)	67:33	60
3e		-36.75 (3.3)	57:43	61
3f		-7.35 (2.5)	51:49	64
1c^d	3a	-88.45 (2.5)	65:35	95
	3b	-31.03 (2)	55:45	93
	3c	-42.34 (2.4)	57:43	92
	3d	-36.54 (2.8)	56:44	90
	3e	-11 (2.2)	52:48	95
	3f	-20.3 (2)	53:47	95
1d	3a	-43.55 (4.5)	67:33 ^c	82
	3d	-50.05 (2.6)	69:31 ^c	76
	3h	-45.5 (4.5)	67:33	80

^a References (CHCl_3) (this work): **1a**, R, $[\alpha]^{25}_D + 71.5^\circ$ (c 3); **1b**, S, $[\alpha]^{25}_D - 245^\circ$ (c 4); **1c**, S, $[\alpha]^{25}_D - 290^\circ$ (c 3); **1d**, S, $[\alpha]^{25}_D - 130^\circ$ (c 4). All rotations were measured in a 1-mL cell (10 cm) on a Perkin-Elmer Model 241 polarimeter. ^b This corresponds to an enantiomeric excess (% ee) of 58%. ^c These results were confirmed by NMR analysis in the presence of tris(3-heptafluoropropylhydroxymethylene)-D-camphoratoeuropium. The signals followed were PhCH for **1a** and COOCH_3 for **1d**. The corresponding racemic products gave two equal signals in the same conditions, while the optically pure products gave a single one. ^d One equivalent of *N*-benzylidenetryptophan methyl ester is treated by 2.5 equiv of LDA, and then by 3.5 equiv of diacyltartaric acid. ^e The chemical yields correspond to recrystallized product for **1a**, **1b**, and **1c**, and to crude product for **1d**.

after acidification (95% yield, $[\alpha]^{25}_D - 24.1^\circ$ (c 2, dioxane)).

Our results show that the enantiomeric ratios of Schiff base esters **1** are largely affected by the structure of the acid **3** used for the protonation. The asymmetry of the reaction seems to be favored by the proximity of the hindering group contained in R^2 and the carboxyl group. On the other hand, enantiomeric enrichment does not decrease gradually when the distance between the hindering group and the carboxyl group increases.

The present method is simple and versatile. It has the advantages of giving Schiff base esters **1** in good enantiomeric purity in the best cases from their racemic mixture in a one-pot reaction, which would allow easy preparation of optically active α -amino acids, as well as easy recovery of the chiral reagent **3** for reuse without any racemization. Further studies are in progress.

References and Notes

- (1) For reviews, see, for example, K. Weinges and B. Stemmler, *Recent Dev. Chem. Nat. Carbon Compd.*, **7**, 89 (1976); Y. Izumi, I. Chibata, and T. Itoh, *Angew. Chem., Int. Ed. Engl.*, **17**, 176 (1978).
- (2) J. C. Clark, G. H. Phillipps, and M. R. Steer, *J. Chem. Soc., Perkin Trans. 1*, 475 (1976).
- (3) H. Matsushita, M. Noguchi, M. Saburi, and S. Yoshikawa, *Bull. Chem. Soc. Jpn.*, **48**, 3715 (1975); H. Matsushita, Y. Tsujino, M. Noguchi, and S. Yo-

- shikawa, *ibid.*, **49**, 3629 (1976); H. Matsushita, Y. Tsujino, M. Noguchi, M. Saburi, and S. Yoshikawa, *ibid.*, **51**, 862 (1978); L. Duhamel, C. R. *Hebd. Seances Acad. Sci., Ser. C*, **282**, 125 (1976); L. Duhamel and J. C. Plaquevent, *Tetrahedron Lett.*, 2285 (1977).
- (4) For example, see L. Velluz, G. Amlard, and R. Heymes, *Bull. Soc. Chim. Fr.*, 1012 (1954); T. Polonski and A. Chimiak, *Tetrahedron Lett.*, 2453 (1974), and ref. 5.
 - (5) S. I. Yamada, T. Oguri, and T. Shiori, *J. Chem. Soc., Chem. Commun.*, 136 (1976); T. Oguri, T. Shiori, and S. I. Yamada, *Chem. Pharm. Bull. Tokyo*, **25** (9), 2287 (1977); G. Stork, A. Y. W. Leong, and A. M. Touzin, *J. Org. Chem.*, **41**, 3491 (1976); J. J. Fitt and H. W. Gschwend, *ibid.*, **42**, 2639 (1977); P. Bey and J. P. Vevert, *Tetrahedron Lett.*, 1455 (1977).
 - (6) The diacyltartaric acids were prepared by the method of L. Vrba and M. Semonsky, *Collect. Czech. Chem. Commun.*, **27**, 1732 (1962). All compounds demonstrate spectral data in accord with assigned structures. Rotations of new compounds (dioxane) follow: **3a**, $[\alpha]^{25}_D - 24.1^\circ$ (c 2); **3b**, $[\alpha]^{25}_D - 21.1^\circ$ (c 2); **3c**, $[\alpha]^{25}_D - 24.4^\circ$ (c 2.3); **3f**, $[\alpha]^{25}_D - 25.5^\circ$ (c 4); **3g**, $[\alpha]^{25}_D - 3.95^\circ$ (c 3.5); **3i**, $[\alpha]^{25}_D - 207.4^\circ$ (c 1.9); **3j**, $[\alpha]^{25}_D - 25.9^\circ$ (c 1.7).

Lucette Duhamel,* Jean-Christophe Plaquevent

Laboratoire de Chimie Organique de la Faculté des Sciences et des Techniques de Rouen
76130 Mont Saint Aignan, France

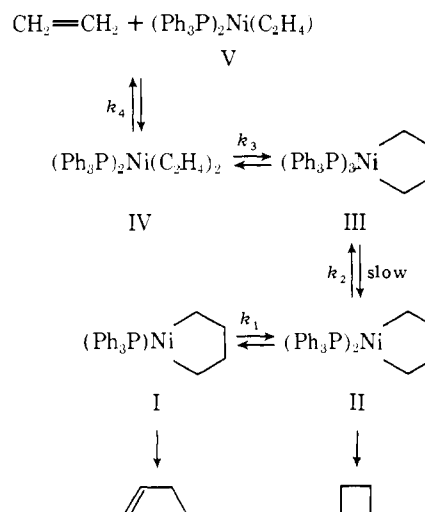
Received July 17, 1978

Metallacyclopentanes as Catalysts for the Linear and Cyclodimerization of Olefins

Sir:

Transition metals can catalyze the dimerization of olefins to either cyclo-¹ or linear-² dimers. Linear dimers are produced by a large number of catalytic systems while only very specific catalysts have been observed to cyclodimerize strained olefins.³ Cyclodimers have not been observed from simple, unstrained unsaturated hydrocarbons. In most cases, the linear dimers are the result of metal hydride catalysts,^{2,4,5} while cyclodimerization appears to proceed through metallacyclopentane intermediates.⁶

We recently reported that phosphine nickelacyclopentanes decomposed to produce cyclobutane, ethylene, or 1-butene depending on the coordination number of the complex⁷ and that a bisethylene complex was in equilibrium with the metallacycle.⁸



These observations suggested that the nickelacyclopentane III might be a catalyst for the formation of dimers from ethylene.

Consequently, when tris(triphenylphosphine)tetramethylenenickel(II) (III) was dissolved in toluene and treated with ethylene (80 psi), cyclobutane⁹ and butenes were formed. As can be seen in Table I, the products were produced catalytically. Since the production of the proposed reaction interme-